

**ELKO EP, s.r.o.**  
 Palackého 493  
 769 01 Holešov, Všetuly  
 Czech Republic  
 Tel.: +420 573 514 211  
 e-mail: elko@elkoep.com  
 www.elkoep.com



## CT50

### Current transformer

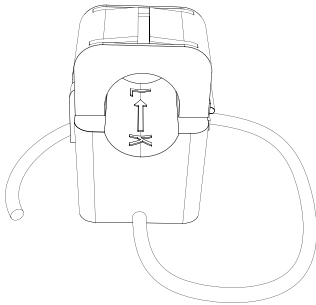



02-33/2017 Rev.3

### Characteristics

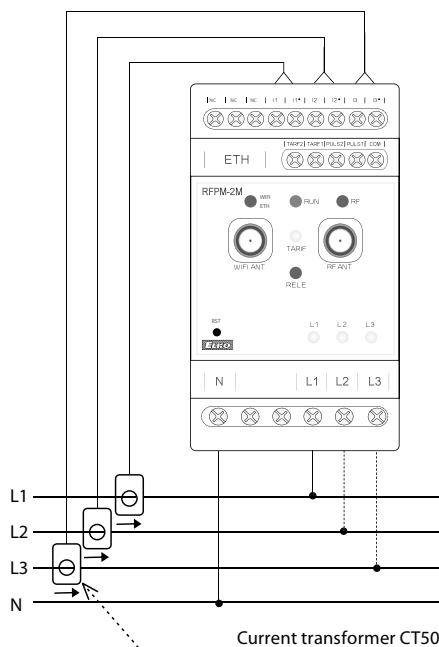
- Current Transformer - CT50 has open clips, which can be opened and closed. This design allows a current transformer to be placed on the existing measuring circuit wire, usually at the main flow of the meter.
- The CT50 is compatible with the RFPM-2M unit - enables connecting up to three current transformers CT50 to each other for measuring electricity.

### Assembly



The arrow inside the current transformer CT50 must be directed to the appliance.

### Connection to RFPM-2M



### Technical parameters

#### CT50

Current:	50 A
Output:	50 A / 16.66 mA
Conversion ratio:	3000:1
Accuracy:	1 %
Dielectric strength, Ferrite cores / secondary winding:	2000 V AC / 1 min
Frequency:	50 - 60 Hz

#### Other data

Operating temperature:	-15 to 60 °C (5 °F to 140 °F)
Storing temperature:	-30 .. 90 °C (-22 to 194 °F)
Flammability:	UL 94 - V <sub>0</sub>
Max. diameter through the conductors:	16 mm (0.6")
Dimension (w x h x d) / cable leads:	31 x 46 x 32 mm (1.2 x 1.8 x 1.3") / 1 m (39.37")
Weight:	86 g (3 oz.)

### Warning

Instruction manual is designated for mounting and also for user of the device. It is always a part of its packing. Installation and connection can be carried out only by a person with adequate professional qualification upon understanding this instruction manual and functions of the device, and while observing all valid regulations. Trouble-free function of the device also depends on transportation, storing and handling. In case you notice any sign of damage, deformation, malfunction or missing part, do not install this device and return it to its seller. It is necessary to treat this product and its parts as electronic waste after its lifetime is terminated. Before starting installation, make sure that all wires, connected parts or terminals are de-energized. While mounting and servicing observe safety regulations, norms, directives and professional, and export regulations for working with electrical devices. Do not touch parts of the device that are energized - life threat. Due to transmissivity of RF signal, observe correct location of RF components in a building where the installation is taking place. RF Control is designated only for mounting in interiors. The must not be installed into metal switchboards and into plastic switchboards with metal door - transmissivity of RF signal is then impossible. RF Control is not recommended for pulleys etc. - radiofrequency signal can be shielded by an obstruction, interfered, battery of the transceiver can get flat etc. and thus disable remote control.